





B E S P O K E

C O L L E C T I O N



THE RICHNESS OF DESIGN.





Greenlam Industries Limited has been beautifying spaces for years by infusing creativity into every piece of work and turning it into sheer pieces of beauty and brilliance. A name to be reckoned within surfacing products in more than 100 countries, Greenlam Industries Limited is standing tall with its guiding philosophies - innovative technologies and creative solutions.

Mikasa Doors and Frames are a splendid collection of beauty and excellence, engineered to perform. These can be crafted in any size and dimension to suit your needs and space. Our premium-quality door sets are manufactured by integrating innovation, technology, and creativity to deliver the best to you.

INTRODUCING MIKASA DOORS & FRAMES

In a market served mostly by traditional flush doors, Mikasa Doors & Frames introduces a revolutionary new concept. It offers superior quality doors and matching frames as a single, factory finished unit; a natural progression over the old carpentry methods where the door and frame are made separately and hand finished on site.

Because Mikasa Doors & Frames comes as an integrated set, it is ready to install, unlike the current method in which the door frame is installed in the brick-work stage and suffers deformation during the later stages of building construction.

Come, open the door to a new world of quality and designs.

Our Doors & Frames are designed to break away from traditional flush doors and provide modern, innovative, and functional designs in unmatched quality.

Be it from the point of view of an Architect, an Interior Designer, or a Homeowner, we have a door for everyone.

Keeping our philosophy and vision in mind, we present to you

Mikasa Designer Doors - your entry to a tasteful living.





BESPOKE DOORS

Step into a world where your imagination leads the way with Mikasa Doors. As the artist and architect, your preferences shape every detail—design, texture, and color. Mikasa Doors specializes in bespoke doors for residential and commercial spaces, combining craftsmanship with advanced engineering. With a focus on experimentation and innovative materials, we ensure your home or project makes a grand entrance, uniquely designed by you.





Design Code: GIL - 24 -0096



Door Core: Display Door – 44mm Thick Door (Solid 38mm + 3mm MDF Both Side with backer)

Size (mm): Single Door set - 914x2350

Door Finish: Paint RAL 7044 one side

Frame Material: Engineered – LVL with Backer Frame with Paint RAL 7044

Frame Type: Engineered

Frame Size: 150x30mm Main Frame with 120x17mm Extension Liner

Grooving / Design: Molded Design one side

Design Code: GIL - 23-0133



Door Core: MD - 35mm Flush Core + 2.7mm HDF Both Side (Final Thickness is 40mm)

Size (mm): Single Door set - 1034x2000

Door Finish: Designer Teak Veneer Both Side

Frame Material: Solid Teak Wood Frame with stain to matching Teak Veneer

Frame Type: Rebated

Frame Size (mm): 150 x 60mm

Grooving / Design: Designer Veneer with Groove

Design Code: GIL -24-0001



Door Core: MD – 44mm Solid Core

Size (mm): Single Door set - 1130 x 2000

Door Finish: Teak & Etched Matrix Platinum Dyed Grey Both Side

Frame Material: Solid Steam Beech Wood frame with Stain to Matching Teak Veneer

Frame Type: Rebated

Frame Size (mm): 150x45 with 85x20 Extension Liner

Grooving / Design: Normal & Etched Veneer with Groove Both Side

Design Code: GIL-24-0047



Door Core: MD & ID – 38mm Solid Core + 2.7mm HDF Both Side

Size (mm): Single Door set -1034 x 2000

Door Finish: American Black Walnut Quarter Cut Designer Backer Veneer Both Side.

Frame Material: Engineered - LVL with American Black Walnut Veneer Wrapped Frame.

Frame Type: Engineered

Frame Size (mm): 150x30

Grooving / Design: Designer Veneer & Groove Design Both Side

Design Code: GIL -24-0096



Door Core: Display Door – 44mm Solid Core

Size (mm): Single Door set - Door Finish:

Frame Material: Engineered – LVL with White Oak Veneer Wrapped Frame with Walnut Stain

Frame Type: Engineered

Frame Size: 150 x30mm Main Frame with 120 x 17mm Extension Liner

Grooving / Design: Ray Designer Veneer One Side

Design Code: GIL - 23-0133



Door Core: MD – 35 MM Flush Core + 2.7mm HDF Both

Size (mm): Single Door set -1034X2000

Door Finish: Designer Teak Veneer Both Side

Frame Material: Solid Teak Wood frame with Stain to Matching Teak Veneer

Frame Type: Rebated


Frame Size (mm): 150 x 60

Grooving / Design: Designer Veneer with Groove

The background is a dark charcoal grey. It features several abstract geometric elements: a set of concentric white circles in the top-left corner; a semi-circle of concentric white lines in the center; a semi-circle of concentric white lines in the bottom-center; a solid orange dot in the upper-middle; another solid orange dot in the lower-middle; and a grey semi-circle with a white outline in the bottom-right corner.

EXECUTED PROJECTS

ANIL RESIDENCY




SECTOR - Residential

LOCATION - Guntur, Andhra Pradesh

FIRM NAME - In House



KMV EMAAR



SECTOR - Hospitality

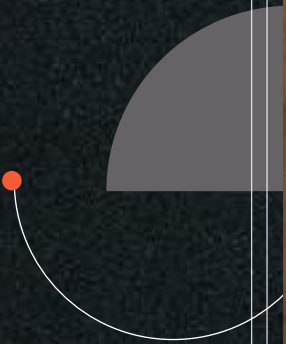
LOCATION - Hyderabad, Telangana

FIRM NAME - inCUBIS Consultants (India) Pvt Ltd




KMV
EMAAR





ALLIANCE INFRA



SECTOR - Residential

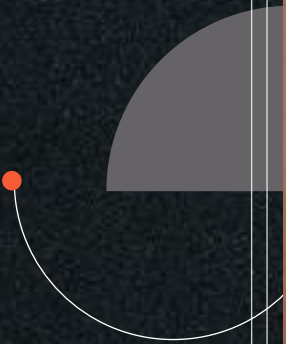
LOCATION - Guntur, Andhra Pradesh

FIRM NAME - In House




ALLIANCE INFRA





KMV VIJAYAWADA




SECTOR - Residential

LOCATION - Vijayawada, Andhra Pradesh

FIRM NAME - KMV Spaces - In House



GKRS PALACIO




SECTOR - Residential

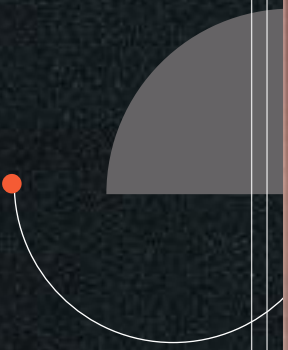
LOCATION - Hyderabad, Telangana

FIRM NAME - Eshaanya Architects



GKRS PALACIO





MUPPA AKSHAJA INSIGNIA



SECTOR - Residential


LOCATION - Hyderabad, Telangana

FIRM NAME - Genesis Planners



110


YAGANTI PARKWOOD



SECTOR - Residential

LOCATION - Guntur, Andhra Pradesh

FIRM NAME - D+D Architects



PIONEER CASA GRANDE




SECTOR - Residential


LOCATION - Guntur, Andhra Pradesh

FIRM NAME - In House



PIONEER CASA GRANDE





URRBAN LEAGUE- RIVERSCAPE



SECTOR - Residential

LOCATION - Hyderabad, Telangana

FIRM NAME - Sudhir Associates



YAGANTI SERENE SUITES




SECTOR - Residential

LOCATION - Guntur, Andhra Pradesh

FIRM NAME - D+D Architects



PIONEER TEMPLE TEN



SECTOR - Residential


LOCATION - Guntur, Andhra Pradesh

FIRM NAME - In House




PIONEER TEMPLE TEN





YAGANTI PARKWOOD



SECTOR - Residential

LOCATION - Guntur, Andhra Pradesh

FIRM NAME - D+D Architects





www.mikasadoors.com



Greenlam Industries Limited

2nd Floor, West Wing, Worldmark-1, IGI Airport Hospitality District,
Aerocity, New Delhi - 110 037.

For a real experience with real wood, scan the QR code.
To know more, call on toll free no.: **1800-833-0004** | info@mikasadoors.com



Wood being a natural product, the grain, shade, and texture may vary after polish.

We acknowledge that wood is precious and thereby all Mikasa Doors & Frames use only ethically sourced wood without disturbing the natural balance of our beautiful ecosystem.